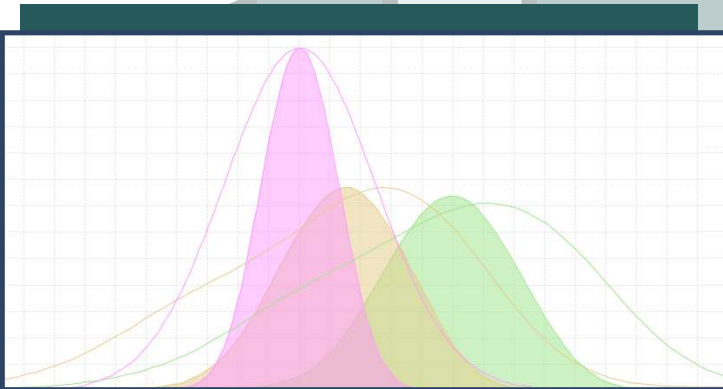




A Full Suite of Tools for Labeled and Precursor Intensity Quantitation

Quantify proteins using iTRAQ, TMT, SILAC, and precursor intensity quantitation



Ensure quantitative confidence regardless of experiment type with parametric and non-parametric statistical analysis

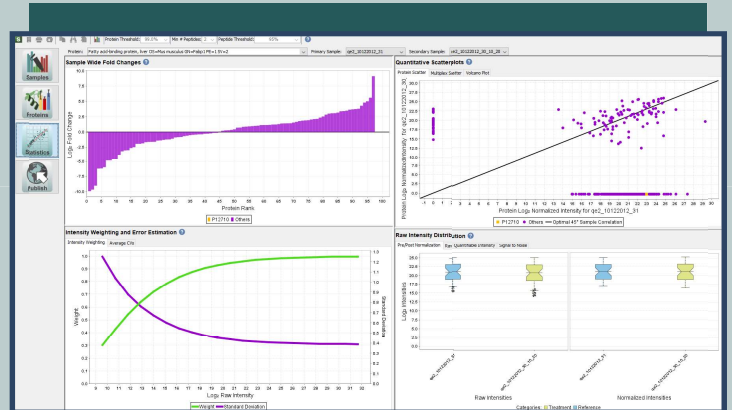
Determine significance and test for validity with assumption testing

1. Analysis Type	Experiment Type
2. Experiment Type	
3. ESI Sample Name and Categories	
4. Compare Quant Samples	
5. Assay Settings	

Experiment Type	Description
<input checked="" type="radio"/> Between-subjects (Independent Groups)	All measurements, including those in the reference category, are taken from independent subjects (e.g., the reference category comprises a control group).
<input type="radio"/> Between-subjects (Common/Pooled Reference)	All measurements are taken from independent subjects, except for the reference, which is common to all Biologicals (e.g., a pooled sample or standardized control sample).
<input type="radio"/> Repeated Measures / Time Course	A within-subjects design in which individual subjects are measured multiple times.

Analyze various experimental designs, and normalize across samples using common or pooled references


Compare independent groups, repeated measures, or time-course experiments



Visualize protein-level changes across samples using fold changes, intensity values, or quantitative ratios

Define experiment-specific parameters using the experimental design wizard

Collaborate with colleagues or customers using sharable Scaffold files, Excel reports, exportable images



Proteome Software

www.proteomesoftware.com